



WITH FULL POWER

High-pressure duct unit SMMSu



Highlights

- High external static pressure
- Compact & light chassis
- Optimal air distribution possible



High-pressure duct unit for combination with VRF outdoor units from the MiNi-SMMS-e, SMMS-e, SMMS-u, and SHRM-e model series. Due to the high static pressure, this unit is best suited for large spaces. Available in eight capacity sizes from 5.6 to 28.0 kW.



Performance

- High-performance heat exchanger
- Self-cleaning function
- Low-noise, 3-step fan
- External, static pressure can be set up to 250 Pa
- Auto diagnostic system



Flexibility









- Air intake from behind
- Optimal for combination with textile air ducts
- Customized external air filter settings
- Optional WiFi control via smartphone, tablet, or PC



Technical details

- Integrated drain pump with discharge head of up to 85 cm (5.6 to 16.0 kW)
- TCB-DP40DPE drain pump optionally available (22.4 & 28 kW)
- External receiver kit for infrared remote control possible
- Can be combined with all wired remote controls
- Automatic restart after power blackout adjustable

High-pressure duct unit SMMSu

Technical data			MMD-UP0721HP-E
Cooling capacity	kW		22,40
Power consumption (min./nom./max.)	kW		0,540
Heating capacity	kW		25,00
Power consumption (min./nom./max.)	kW		0,540
Airflow	m ³ /h		2500/3200/3800
External static pressure	Pa		50/83/117/150/ 183/217/250
Sound pressure level (low/med/high)	dB(A)		36/40/44
Sound pressure level (low/med/high)	dB(A)		36/40/44
Liquid pipe diameter	mm (inch)		12,7 (½)
Suction gas pipe diameter	mm (inch)		22,2 (7/8)
Condensate pipe diameter	mm		VP25 (25/32)
Power supply	V/Ph+N/Hz		220-240/1/50
Running current	A		2,83
Running current	A		2,83
Current consumption (nom.)	A		1,83
Refrigerant			R410A
Dimensions (HxWxD)	mm		448 x 1400 x 900
Weight	kg		97

 Cooling  Heating

The measuring conditions for this product can be found at <http://www.toshiba-klima.at/en/measuring-conditions.html>



Energy Label: Energy label **A+ to A+++**, indicates the power consumption and energy efficiency class.



HI POWER: Particularly strong airflow for quickly reaching the requested temperature.



ErP Ecodesign: All criteria of **ECODESIGN**-guideline are fulfilled and confirm highest system efficiency.



Auto diagnostic: Check of system for flawless operation.



Hybrid inverter control: Smooth capacity regulation.



Eco Mode: Energy saving function.



Rotary compressor: Reliability and high efficiency.



Quiet Mode: Particularly low noise level - whispering mode.



Twin rotary compressor: Long-lasting, smoothly running and highest efficiency.



Comfort Sleep: Gradual increase of temperature by 2 °C until morning.



R410A: Used refrigerant: R410A.



Power Selection: Capacity regulation and therefore power savings of up to 25, 50 or 75%.



R32: Used refrigerant: R32.



Floor Mode: Natural floor warming effect for greater comfort.



Wifi ready: Optional control of the system via a smartphone.



Preset Mode: Activates individual settings at the touch of a button.



KNX: Optional KNX bus connection.



One Touch Mode: Fully automatic operation adapted to your needs.



Dust filter: Washable filter against coarse contamination.



Timer: Individual programming of on-/off times.



IAQ filter: Fine mesh filter with natural substances.



Off Timer: Shutdown of the unit at chosen times (30 min to 12 h).



Active carbon-catechin filter: Cleansing filter with enzymes from green tea.



Week Timer: Up to four settings per day and seven per week.



Plasma filter: Pure Mode: Electrostatic filter system.



Automatic Restart: After a power blackout.



Air ionizer: Negative ions cover polluted particles in the air. Dust, pollen and smoke are neutralized.



8 °C frost protection function: Frost protection for uninhabited rooms.



Self-cleaning function: Usage of condensate water for cleaning.



Louver: Flexible setting of louvers.



Auto Mode: Automatic selection between cooling and heating.



3D Airflow: 6 different airflow patterns in all directions.